

DOLLAMUR[®]
SPORT SURFACES

FLEXI-Roll[®]
Fitness, Gymnastics & Cheer Carpet
Setup, Care and Handling

CAUTION: This booklet is for the FLEXI-Roll series of Dollamur mats only. If you have the Standard non-FLEXI-Roll series of Dollamur mats, please consult the appropriate booklet. Please read all Care and Warning BEFORE installing mats.

www.dollamur.com

DOLLAMUR®

SPORT SURFACES



WARNING For Your Safety

We urge you to carefully read and consider the product safety warning section that follows. It is included to increase your awareness of the precautions that must be enforced in your gymnasium or sports facility to reduce the possibility of injury.

Any activity involving motion, height, speed, rotation, and/or physical contact creates the possibility of serious injury, including paralysis and even death from landing or falling on the neck, head, back or other parts of the body. This mat **DOES NOT** eliminate this hazard. Users assume a risk of serious injury in using this product. Users should strictly adhere to the following guidelines at all times:

1. Use this mat **ONLY** with proper training and under the supervision of a qualified instructor. Use of this mat without proper supervision, proper spotting equipment and/or trained spotters can be **DANGEROUS** and **SHOULD NOT** be undertaken or permitted.
2. Always allow enough space to properly and safely perform the chosen maneuvers.
3. Perform all maneuvers so as to avoid contact with instructors, bystanders, or other users, and to avoid going outside the perimeter of this mat.
4. Inspect the mat prior to use and after any use. Inspect for damage, defects or wear, including tears and flattening of the energy absorbing material. Damaged product should be repaired or replaced immediately. If in doubt, do not use this product.
5. Mats can move during use. Before each use, always check the mat for proper positioning and ensure mat is safely secured together. Read the owner manual before initial use.
6. Under no circumstances should this mat be used as a landing mat.
7. Know your own limitations and the limitations of this product. Follow progressive learning techniques and always consult an instructor.
8. Frequently clean mats according to the Dollamur MAINTENANCE WARNING guidelines on Page 3 of this Guide.

Dollamur Sport Surfaces

1734 East El Paso Street, Ste. 110 | Fort Worth, TX 76102-6770
817-534-3344 | 800-520-7647
www.dollamur.com

FLEXI-Roll® Setup, Care and Maintenance

NOTICE

MAINTENANCE WARNING

The carpet surface of the mat should be cleaned like normal carpet. Vacuum to remove all loose particles. Stains may be treated with a non-abrasive (no bleach) carpet cleaning solution. Spot test a cleaner on a small area before using it to remove a stain. Contact your Dollamur representative for additional cleaning and disinfecting methods.

TEMPERATURE WARNING

Unlike conventional mats, the FLEXI-Roll® series requires a minimal temperature acclimatization period after transport or storage. Once the mat is shipped or taken out of storage, it is immediately ready for assembly in an open area. When fitting to a custom area, allow 2 hours for the mat to relax before cutting to size. The rolls should be used only after they have reached room temperature. Dollamur mats are recommended for indoor use only and exposure to direct sunlight could damage the mat and void the warranty..

DAMAGE TO ROLLS

Due to the way the FLEXI-Roll® mat is stored, with the foam on the outside protecting the carpet, use care when transporting and storing the rolls. The mats should be stored away from any potential puncture risk and should be handled cautiously when transporting through doorways and around other obstacles. Mats should be stored upright on a smooth, flat surface. Should your rolls incur minor damage due to misuse or vandalism, contact your Dollamur representative for assistance.

ACCESSORIES



Hook Fastening Rolls

Fastening rolls are available in 4" wide by 42' long and are used to secure more than one carpeted Dollamur mat.

COLORS:



SKU:

V-442-ccc Fastening Roll Hook
42' Roll x 4" Wide



Hook Fastening Boundary Rolls

Rolls are available in 2" by 42' long for carpeted gymnastics mats, used to mark out of bounds area. Available only in white.

Colors: (WHT)

SKU: V-242-WHT Boundary Roll Hook
42' Roll x 2" Wide - White Only



Storage Straps

(BLK)

PKSTRAP

FLEXI-Roll® Setup, Care and Handling

Thank you for purchasing a Dollamur Mat. We appreciate your business and value you as a customer. Please read all instructions carefully and follow all handling guidelines for proper setup, removal and storage. Please contact your sales representative or Customer Service if you have any questions.

Proper Handling

- 1 If rolling a strapped mat to a storage area, turn the mat so that you continue rolling the same direction the FLEXI-Roll was rolled up.



- 2 A two-wheeled dolly is an easy way to transport rolls.




FLEXI-Roll® Setup Guidelines


1 Take care in removing packaging from each roll. Using a sharp object such as a utility knife can damage mat if it cuts through packaging material. Once the outer packaging has been carefully removed from each roll, the mats should be placed on their side (fig. 1).



2 Unfasten the straps around the mat (fig. 2). Store straps for future use. DO NOT discard.



3 Unroll the mats so that the carpet side is now facing up (fig. 3). Notice the way the mats are rolled, carpet side facing in. This is how the mats should be rolled for storage and transport.



4 Once all of the rolls have been rolled out, push them together to form one large mat surface (fig. 4). DO NOT kick the edge of the rolls to position them.




FLEXI-Roll® Setup Guidelines

5 Always grab the edge of the roll with your hands and push it into place slowly to avoid damaging the edges of the mat (fig. 5).




6 After the individual rolls have been lined up side by side, eliminating any gaps, center Dollamur Hook & Loop Mat Fastener over each seam (fig. 6) and secure it firmly to the carpet.



FLEXI-Roll® Storage Guidelines

1 Remove all hook & loop. Roll the mats back up, carpet side in. Begin rolling by folding one section over to form a triangle (fig. 7). Make sure to keep the mat tight.



2 Keep the edges square (fig. 8). Avoid coning of the roll by moving slowly as the mat is rolled.



FLEXI-Roll[®] Storage Guidelines

Storage Guidelines (cont.)

3 Affix straps approximately 18 inches from the edges of the mat. Roll the mat until it is in the middle of the straps (fig. 9).




Fig. 9

4 You can now secure the straps around the mat (fig. 10). If rolling to a storage area, turn the roll so that you continue rolling the same direction the FLEXI-Roll was rolled up. See Page 4 for proper handling.



Fig. 10

5 If coning does occur, stand the mat up on end (fig.11). Make sure the straps are secured before standing the mat on end.



Fig. 11

6 Shake the mat gently back and forth until its edges line up (fig. 12).



Fig. 12

DOLLAMUR LIMITED WARRANTY

Dollamur Sport Surfaces (“Dollamur”) offers a limited warranty on all of its products (“Dollamur Warranty”). The Dollamur Warranty period for each type of product is as follows:

<u>Dollamur Product Type</u>	<u>Warranty Period</u>
Custom Vinyl Sports Mats	5-Year Limited Warranty <ul style="list-style-type: none">• 100% replacement in years 1, 2, 3• 50% replacement in year 4• 25% replacement in year 5
Swain Martial Arts Mats	10-Year Limited Warranty <ul style="list-style-type: none">• 100% replacement in years 1, 2, 3• 50% replacement in year 4• 40% replacement in year 5• 30% replacement in year 6• 20% replacement in year 7• 10% replacement in years 8, 9, 10
GymTurf Indoor Sports Turf	3-Year Limited Warranty <ul style="list-style-type: none">• 100% replacement in year 1• 66.7% replacement in year 2• 33.3% replacement in year 3
Carpet-bonded Sports Mats	3-Year Limited Warranty; 100% replacement

Dollamur warrants that its products will be free from defects in materials or workmanship with proper installation and normal use and care for the warranty period stated above.

The Dollamur Warranty is only valid if:

- The mat was received and installed in full accordance with the Care & Handling Manual provided with the mat delivery and available online at www.dollamur.com; and,
- The mat has been subjected to normal use for which the mat was intended, and the mat has been cared-for on a regular basis per the Care & Handling Manual instructions; and,
- The mat has not been subjected to vandalism, misuse, neglect, accident, extended improper storage, nor has the mat been altered in any way.

The Dollamur Warranty is subject to normal wear and tear of the mat with normal use. The Warranty does not cover any cosmetic changes to the mat, such as scuff marks, denting or compression from handling or storage, and any fading or marring of the mat.

The FLEXI-Connect® system falls fully under the Dollamur Warranty; except, however, the Dollamur Warranty does NOT cover damage to the FLEXI-Connect® system due to improper handling of the mat.

Return and replacement freight of any valid warranty claim is covered as follows:

- Dollamur will pay 100% of the return and/or replacement freight if the valid warranty claim is made during the first year after the mat was purchased;
- Dollamur will pay 50% of the return and/or replacement freight if the valid warranty claim is made during the second or third years after the mat was purchased;
- The customer is responsible for paying all return and/or replacement freight after the third year following the date the mat was purchased.

Dollamur reserves the exclusive right to consider all warranty claims submitted by its customers and to make warranty claim decisions on a case-by-case basis in its sole discretion.